

ANNEX – Hand-outs for Working Groups: “The European Green Belt – today, tomorrow and beyond”

Competent and dedicated partner network across sectors

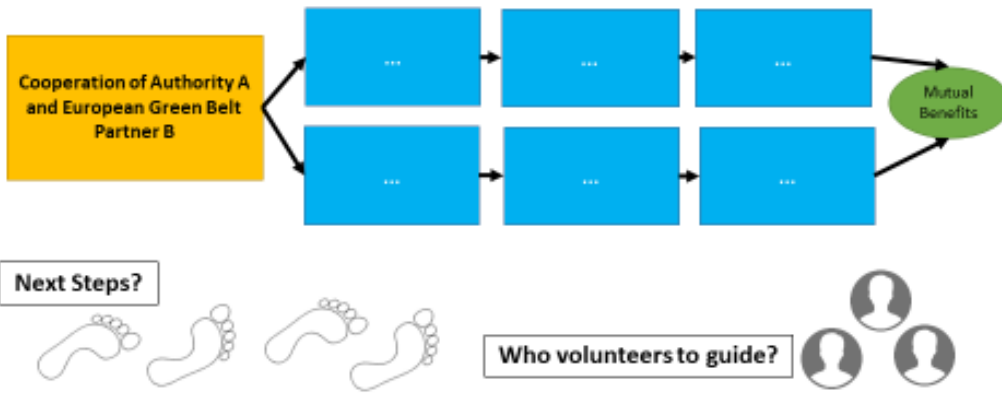
1. “Engaging Public & Local Authorities & Protected Area Administrations – How can we mutually support and benefit from each other to create a maximum of synergies?”

1. **10mins Quick intro:** Who is who and what is this working group all about?
2. **40mins exchange + knowledge capture:** What has happened so far, what is today’s situation?
Examples and experiences from group participants
 - a. **Task:** Share your experiences and knowledge you might have regarding work with public and local authorities as well as protected area administrations
 - b. **Task:** List (on wall) the different types of authorities, agencies and administrations
 - c. **Task:** List (on wall) ways how they can support the European Green Belt
 - d. **Task:** List (on wall) mutual benefits
3. **40mins group work:** Try building one or more short Theory(ies) of Change: **IF** authority **A** and European Green Belt Partner **B** support each other through Activities **C and D**, **THEN** mutual benefits **E, F and G** are reached.
4. **40mins follow up:** What are next steps and who is responsible?
 - a. **Task:** List possible next steps to take this topic further (write on footprints)
 - b. **Task:** List volunteers or people or organizations who are willing to take over responsibility to drive this process/issue (write on silhouettes)

Agency / Administration / Authority	How can they support us?	Synergies / Mutual Benefit

Theory of Change (ToC)

IF authority **A** and European Green Belt Partner **B** support each other through Activities **C** and **D**, THEN mutual benefits **E**, **F** and **G** are reached



2. “Synergies of Nature Conservation & Historic Preservation – How can we protect the European Green Belt as common natural and cultural heritage, taking into account today's political and social context and perspectives?”

1. **10mins Quick intro:** Who is who and what is this working group all about?
2. **45mins exchange:** What has happened so far, what is today’s situation? Examples and experiences from group participants
 - a. **Task:** Share the experiences and knowledge you might have regarding cultural heritage and nature conservation. Are you working in a project where both aspects are present? Have you heard of such a project? What are the opportunities, what are the challenges?
 - b. **Task:** capture the information on the wall (existing projects, challenges, opportunities)
3. **45mins Working Group: On the wall,** list concrete target audiences, potential new cooperation partners as well as topics that are needed that help combine nature conservation and cultural heritage.
4. **30mins:** Next steps and who will drive this process?

- a. **Task:** List possible next steps to take this topic further (write on footprints)
- b. **Task:** List volunteers or people or organizations who are willing to take over responsibility to drive this process/issue (write on silhouettes)

List of existing projects that combine cultural heritage & nature conservation

...

...

...

...

...

...

Challenges of combining both elements in one project?

- ❖ Lorem Ipsum dolor sit
- ❖ Lorem Ipsum dolor sit
- ❖ Lorem Ipsum dolor sit

Opportunities?

- ❖ Lorem Ipsum
- ❖ Lorem Ipsum
- ❖ Lorem Ipsum
- ❖ Lorem Ipsum

New Project A

List potential target audiences

- Lorem Ipsum dolor
- Lorem Ipsum dolor
- Lorem Ipsum dolor

List potential cooperation partners and organizations that should be involved

- Lorem Ipsum dolor
- Lorem Ipsum dolor

List potential topics, focus and project types that you can envision combining nature conservation and cultural heritage:

- Lorem Ipsum dolor
- Lorem Ipsum dolor

- Lorem Ipsum dolor
- Lorem Ipsum dolor

Next Steps?

Who volunteers to guide?

3. “Stepping up European Green Belt Communications –What is the current status of the communication strategy and what has yet to come?”

Was prepared and moderated by Wigwam in the frame of a contract assigned by EuroNatur

4. “Stepping up European Green Belt Communications: 30 years after the Iron Curtain – How can we make use of the anniversary and increase the visibility of the European Green Belt?”

1. **10mins Quick intro:** Who is who and what is this working group all about?
2. **30mins Discussion & Knowledge Capture:**
 - a) **Task:** write down (on sticky notes and pin to wall) any existing plans for projects or events especially around the 30-year anniversary
 - b) **Task:** Write down (on wall) any project ideas you might have additionally for the 30-years anniversary
3. **40mins Working Group:** Together as a group, further elaborate one project idea for the upcoming 30-year anniversary using the template below.
 - a) **Task:** Write down what the project is all about
 - b) **Task:** Write down the target audience
 - c) **Task:** Write down the list of involved partners
 - d) **Task:** Write down the communication actions needed
4. **40mins Working Group:** How can the Pan-European Green Belt help network, advertise and communicate these project and events to increase outreach and communication for the 30-year anniversary. Think about the existing communications channels such as the website and newsletters and add anything that you think will help in addition to what exists already.
 - a) **Task:** List ways of how we can better network and connect to implement projects for the anniversary together and increase our outreach?
5. **10mins:** Next steps and who will drive this process?
 - a) **Task:** List possible next steps to take this topic further (write on footprints)
 - b) **Task:** List volunteers or people or organizations who are willing to take over responsibility to drive this process/issue (write on silhouettes)

Planned Projects & Events

Project A

What is it all about?

- Lorem Ipsum dolor
- Lorem Ipsum dolor

Who are our target audiences?

- Lorem Ipsum dolor
- Lorem Ipsum dolor

Who will be involved?

- Lorem Ipsum dolor
- Lorem Ipsum dolor


What is our communication strategy?

- Lorem Ipsum dolor
- Lorem Ipsum dolor


How can we best network and support each other?

1. Lorem Ipsum dolor sit
2. Lorem Ipsum dolor sit
3. Lorem Ipsum dolor sit
4. Lorem Ipsum dolor sit

Next Steps?



Who volunteers to guide?

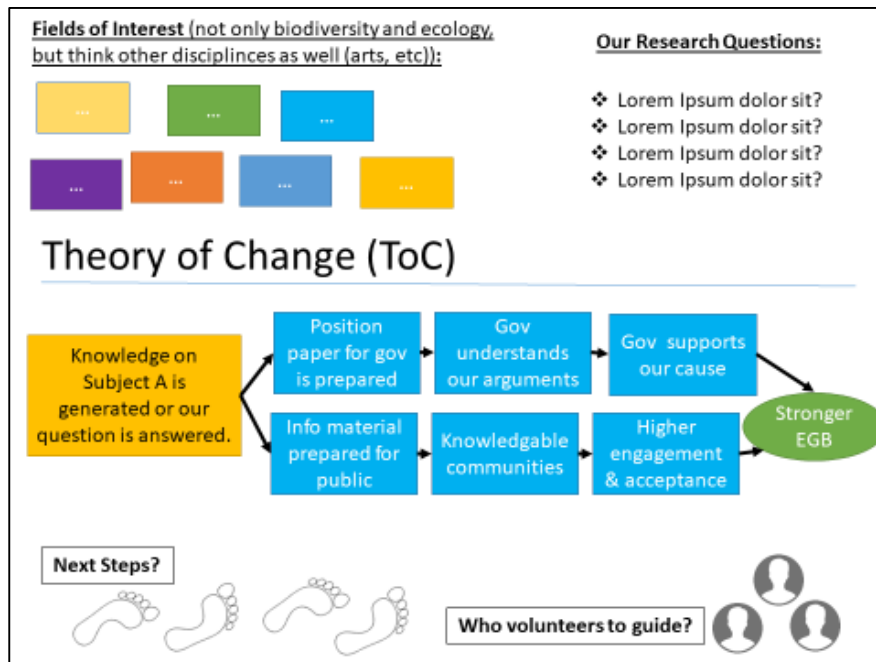


Scientific justification of the importance of the European Green Belt

5. “Calling the Science Community – Defining our main scientific fields of interests & research questions to provide evidence for our European Green Belt Vision.”

1. **15mins Quick intro:** Who is who and what is this working group all about?
 - a. **Task:** Review the vision of the European Green Belt
2. **50mins Working Group:** Looking at the vision, please define scientific fields of interest that help demonstrate and prove the importance and scientific justification of the European Green Belt. Capture them on the format below (Think Pan European Level and not only regional level! For example how does a regional project on snail protection help the Pan European Green Belt and how can the Pan European Green Belt help the snail project?)
 - a. **Task:** Write down scientific fields of interest that help prove the importance of the Pan European Green Belt
 - b. **Task:** Write down scientific research questions that should be answered by the scientific community that help us prove the importance of the Pan European Green Belt.
3. **10mins Working Group:** Define potential partners we might want to contact
4. **45mins Theory of Change:** IF we have answers to our question X from one of our partners, THEN what does it enable us to do? And IF that is enabled, THEN what results from that?
5. **10mins:** Next steps and who will drive this process?

- a) **Task:** List possible next steps to take this topic further (write on footprints)
- b) **Task:** List volunteers or people or organizations who are willing to take over responsibility to drive this process/issue (write on silhouettes)



(Programmatic) Funding

6. “What if we were rich? – Brainstorming and Prioritizing to build strategies for programmatic fundraising!”

1. **10 mins: Quick intro:** Who is who and what is this working group all about?
2. **45mins: “What if we had 10 Million €?”** - What would we do? Why would we do it?
 - a) **Task:** Think about a situation where money is not the problem.
 - b) **Task:** List potential ideas that you would fund with the 10 Mio €
3. **10mins Prioritizing:** Prioritize the list of ideas in terms of what is the most urgent idea to implement and which ones are “nice to have”
 - a) **Task:** Sort the list of ideas by their level of priority
4. **5mins Decision:** select one of the more urgent ideas to work out a Theory of Change (If we implemented that idea, THEN what would we get from it?)
5. **10mins:** Think about possible funders for this idea? Who might be interested in funding the development or implementation? Why?

- a) **Task:** List possible funders for that particular idea.
6. **20mins Group Work:** build a Theory of Change (If we implemented that idea, THEN what would we get from it?)
7. **20mins Group Work:** repeat the same Theory of Change exercise for one more idea
8. **10mins:** Next steps and who will drive this process?
- a) **Task:** List possible next steps to take this topic further (write on footprints)
- b) **Task:** List volunteers or people or organizations who are willing to take over responsibility to drive this process/issue (write on silhouettes)

